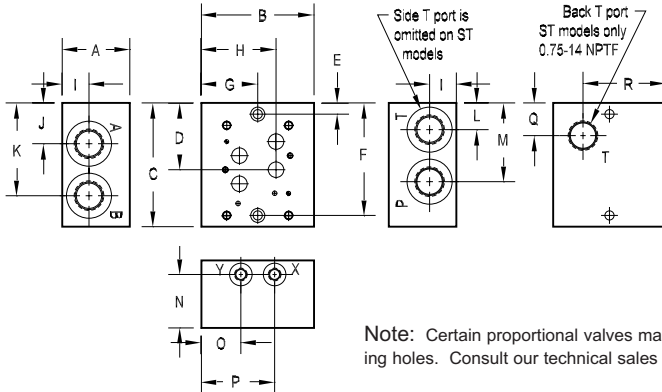


D07 Subplates

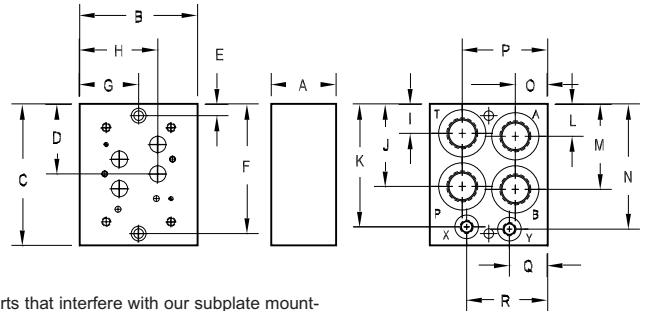
Side Ported Subplate

Valve mtg: UNC 0.25-20 x 0.75 DP and UNC 0.38-16 x 1.00 DP or Metric M6-1.0mm ISO 6H x [19.1] DP and M10-1.5mm ISO 6H x [25.4] DP
Subplate hardware kit is supplied.
 See page 122 for itemized list.



Back Ported Subplate

Valve mtg: UNC 0.25-20 x 0.75 DP and UNC 0.38-16 x 1.00 DP or Metric M6-1.0mm ISO 6H x [19.1] DP and M10-1.5mm ISO 6H x [25.4] DP
Subplate hardware kit is supplied.
 See page 122 for itemized list.



Note: Certain proportional valves may have ports that interfere with our subplate mounting holes. Consult our technical sales team for information or custom subplate pricing.

Dimension	A	B	C	D	E	F	G	H	I	J	K	L	M	N	O	P	Q	R
D07SPSO12	1.75 [44.5]	3.75 [95.3]	4.75 [120.7]	2.34 [59.4]	0.38 [9.5]	4.38 [111.3]	1.88 [47.8]	2.69 [68.3]	0.81 [20.6]	1.50 [38.1]	3.13 [79.5]	1.19 [30.2]	2.78 [70.6]	1.25 [31.8]	1.12 [28.4]	2.62 [66.5]	--	--
D07SPST12	1.75 [44.5]	3.75 [95.3]	4.75 [120.7]	2.34 [59.4]	0.38 [9.5]	4.38 [111.3]	1.88 [47.8]	2.69 [68.3]	0.81 [20.6]	1.50 [38.1]	3.13 [79.5]	--	2.78 [70.6]	1.25 [31.8]	1.12 [28.4]	2.62 [66.5]	1.09 [27.7]	2.69 [68.3]
D07SPSO16	3.00 [76.2]	5.00 [127.0]	5.50 [139.7]	2.97 [75.4]	0.50 [12.7]	5.00 [127.0]	2.50 [63.5]	3.31 [84.2]	1.19 [30.2]	1.81 [46.0]	4.13 [104.8]	1.19 [30.2]	3.50 [88.9]	2.38 [60.3]	1.75 [44.5]	3.25 [82.6]	--	--
*D07SPB12B	1.50 [38.1]	4.00 [101.6]	4.75 [120.7]	2.34 [59.4]	0.38 [9.5]	4.37 [111.0]	2.00 [50.8]	2.81 [71.4]	1.09 [27.7]	2.75 [69.9]	4.00 [101.6]	1.19 [30.2]	2.81 [71.4]	4.09 [103.9]	1.13 [28.7]	2.94 [74.7]	1.13 [28.7]	2.94 [74.7]
*D07SPB12[M,P,S,T]	1.50 [38.1]	4.00 [101.6]	4.75 [120.7]	2.34 [59.4]	0.38 [9.5]	4.37 [111.0]	2.00 [50.8]	2.81 [71.4]	1.09 [27.7]	2.81 [71.4]	4.00 [101.6]	1.25 [31.8]	2.91 [73.9]	4.09 [103.9]	1.13 [28.7]	2.94 [74.7]	1.13 [28.7]	2.94 [74.7]
D07SPB16	2.75 [69.9]	5.00 [101.6]	6.00 [152.4]	2.97 [75.4]	0.50 [12.7]	5.50 [139.7]	2.50 [63.5]	3.31 [84.2]	1.25 [31.8]	3.50 [88.9]	5.31 [134.9]	1.38 [34.9]	3.63 [92.1]	5.31 [134.9]	1.38 [34.9]	3.63 [92.1]	1.63 [41.3]	3.44 [87.3]

Specifications, descriptions, and dimensional data are subject to correction or change without notice or incurring obligation. Download latest catalog page revisions at www.damanifolds.com.

Ordering Information



Material	
A	Aluminum - 6061-T6 3000† psi • 20.7 MPa
D	Ductile Iron - D4512 5000† psi • 34.5 MPa

† Working pressure should be considered in accordance with ISO 4413 to determine appropriate material type.

Valve Pattern	
D07	ISO 4401-07-06 NFFPA T3.5.1-D07 See Tech Information

Port Location	
SO	Side ported
ST	Side P,A,B ports Back T port. Available on 12P and 12S only
B	Back ported

P, T, A, B Port Threads*				X & Y port size (reference)
12P	16P	12S	16S	
0.75-14 NPTF ANSI B1.20.3	1.00-11.5 NPTF ANSI B1.20.3	-12 SAE ISO 11926; SAE 1926	-16 SAE ISO 11926; SAE 1926	0.25-18 NPTF ANSI B1.20.3
0.75-14 BSPP ISO 1179; BS 2779	1.00-11 BSPP ISO 1179; BS 2779			-6 SAE ISO 11926; SAE 1926
M27 x 2.0 ISO 6149	M33 x 2.0 ISO 6149			0.25-19 BSPP ISO 1179; BS 2779
0.75-14 BSPT ISO 7; BS 21	1.00-11 BSPT ISO 7; BS 21			M14 x 1.5 ISO 6149
				0.25-19 BSPT ISO 7; BS 21

Product Type	
SP	Subplate

* T port is always 0.75-14 NPTF on ST models.

D07 Subplates with Relief Cavity

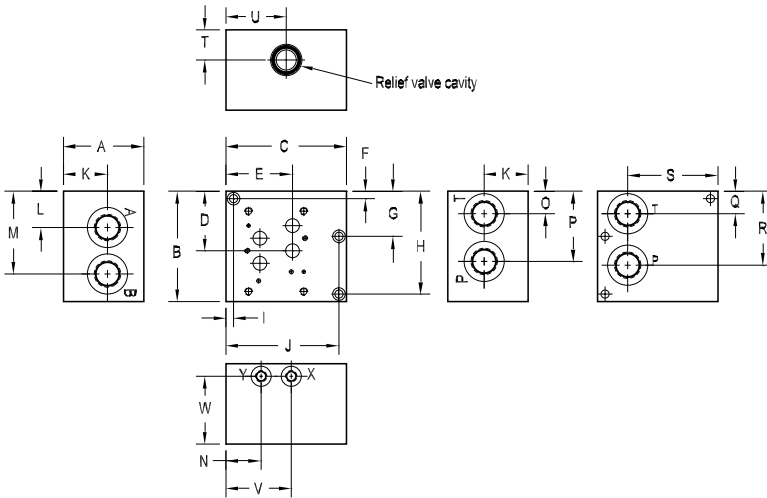
Dual Ported Subplate with Main Relief Cavity

Valve mtg: UNC 0.25-20 x 0.50 DP and UNC 0.38-16 x 0.75 DP or

Metric M6-1.0mm ISO 6H x [12.7] DP and M10-1.5mm ISO 6H x [19.1] DP

Subplate hardware kit is supplied.

See page 122 for itemized list.



Dimension	A	B	C	D	E	F	G	H
D07SPRVC12	2.75 [69.9]	4.75 [120.7]	4.00 [101.6]	2.34 [59.4]	2.81 [71.4]	0.38 [9.5]	--	4.37 [111.0]
D07SPRVS12	2.50 [63.5]	4.75 [120.7]	4.00 [101.6]	2.34 [59.4]	2.81 [71.4]	0.38 [9.5]	--	4.37 [111.0]
D07SPRVC16	4.00 [101.6]	5.50 [139.7]	6.00 [152.4]	2.97 [75.4]	3.31 [84.2]	0.38 [9.5]	2.25 [57.2]	5.13 [130.2]
D07SPRVS16	4.00 [101.6]	5.50 [139.7]	6.00 [152.4]	2.97 [75.4]	3.31 [84.2]	0.38 [9.5]	2.25 [57.2]	5.13 [130.2]

Dimension	I	J	K	L	M	N	O	P
D07SPRVC12	1.38 [35.1]	2.00 [50.8]	1.50 [38.1]	1.50 [38.1]	3.12 [79.2]	1.19 [30.2]	1.19 [30.2]	2.78 [70.6]
D07SPRVS12	1.38 [35.1]	2.00 [50.8]	1.25 [31.8]	1.50 [38.1]	3.12 [79.2]	1.19 [30.2]	1.19 [30.2]	2.78 [70.6]
D07SPRVC16	0.38 [9.5]	5.63 [142.9]	2.19 [55.6]	1.81 [46.0]	4.13 [104.8]	1.75 [44.5]	1.00 [25.4]	3.50 [88.9]
D07SPRVS16	0.38 [9.5]	5.63 [142.9]	2.19 [55.6]	1.81 [46.0]	4.13 [104.8]	1.75 [44.5]	1.13 [28.6]	3.50 [88.9]

Dimension	Q	R	S	T	U	V	W
D07SPRVC12	1.13 [28.6]	2.75 [69.9]	2.81 [71.4]	1.75 [44.5]	2.22 [56.4]	2.81 [71.4]	2.25 [57.2]
D07SPRVS12	1.13 [28.6]	2.75 [69.9]	2.81 [71.4]	1.25 [31.8]	2.31 [58.7]	2.81 [71.4]	2.00 [50.8]
D07SPRVC16	1.13 [28.6]	3.69 [93.7]	4.50 [114.3]	1.50 [38.1]	3.00 [76.2]	3.25 [82.6]	3.38 [85.7]
D07SPRVS16	1.13 [28.6]	3.69 [93.7]	4.50 [114.3]	1.50 [38.1]	3.00 [76.2]	3.25 [82.6]	3.38 [85.7]

Specifications, descriptions, and dimensional data are subject to correction or change without notice or incurring obligation. Download latest catalog page revisions at www.damanifolds.com.

Ordering Information

